Indonesian Interdisciplinary Journal of Sharia Economics (IIJSE)
e-ISSN: 2621-606X
Vol. 9. No. 2 (2026)
Page: 18534-18547

THE EFFECT OF THE IMPLEMENTATION OF THE LOCAL GOVERNMENT INFORMATION SYSTEM (SIPD) AND GOOD CORPORATE GOVERNANCE ON THE QUALITY OF FINANCIAL REPORTING AND ITS IMPLICATIONS FOR EMPLOYEE PERFORMANCE IN THE BANDUNG REGENCY GOVERNMENT

Tsaniyah Rachma Putri[1]
Universitas Jendral Achmad Yani, Cimahi, Indonesia
tsaniyahrachma_22p114@ak.unjani.ac.id

Vicky Dzaky Cahaya Putra[2]
Universitas Jendral Achmad Yani, Cimahi, Indonesia
vicky.cahaya@lecture.unjani.ac.id

Abstract

The quality presented in local government financial reports remains confronted with several issues, including delays in report completion, incomplete information, and inaccuracies in data input, all of which may reduce the reliability and usefulness of the reported information. These circumstances also influence the effectiveness of employees in performing their responsibilities related to local financial management. Accordingly, this study aims to examine the effects of the Local Government Information System (SIPD) and Good Corporate Governance on financial reporting quality and their implications for employee performance. The research involved 30 civil servants working in the finance division of the Bandung Regency Public Works and Spatial Planning Agency. Data were collected using a five-point Likert scale questionnaire and analyzed using IBM SPSS Statistics version 26 through validity and reliability tests, classical assumption tests, and path analysis. The findings indicate that SIPD and Good Corporate Governance significantly improve financial reporting quality. Furthermore, the results of the second regression model reveal that SIPD does not significantly affect employee performance, whereas Good Corporate Governance and financial reporting quality significantly influence employee performance.

Keywords: Local Government Information Systems, Good Corporate Governance, Quality of Information in Local Government Financial Reports, Employee Performance

INTRODUCTION

The performance of local government employees continues to face various structural and competency-related issues that impact the effectiveness of task execution and organizational performance. In practice, the distribution of workloads among employees is not yet proportional, there is a tendency to rely on certain employees with better technical skills, while others are not yet able to perform their duties optimally. Furthermore, limited employee competencies and suboptimal implementation of ongoing training have resulted in some civil servants lacking the adequate ability to understand work procedures and the increasingly complex demands of government administration.

This uneven distribution of competencies results in inconsistent performance, a lack of coordination among work units, and a decline in the overall quality of task execution. This situation is reflected in the Government Agency Performance Accountability (AKIP) scores for Bandung Regency, which, although showing an upward trend year over year, have yet to reach the optimal performance category as defined by applicable regulations. In practice, the report preparation process is often delayed, resulting in information that is not always timely. Local government financial reports must meet the characteristics of high-quality information, being relevant, reliable, comparable, and understandable so that they can serve as a basis for decision-making and as a form of accountability for local financial management (Pradipta & Hendaris, 2025).

Within this context, the adoption of the Local Government Information System (SIPD) and Good Corporate Governance principles (GCG) serve as important supporting factors, as they provide a framework and procedures that enable employees to manage financial reports more accurately and accountably. SIPD, as an integrated system, assists in the management of financial data and documents, while GCG reinforces the principles of transparency, accountability, and effectiveness in the performance of employees duties (Fitriani & Solikhin, 2025; Riyanto et al., 2024; Krisnatalia et al., 2024).

Based on the observations at the Bandung Regency Public Works and Spatial Planning Office, the division of labor was not yet ideal, with one employee performing work that should have been done by two employees due to differences in their ability to operate the SIPD system, clarity of accountability for tasks, as well as the timeliness and accuracy of data input or validation, thereby impacting the informational integrity of financial reports This phenomenon indicates employee performance can either strengthen or weaken the impact of SIPD and GCG implementation on the quality of financial report information.

REVIEW OF LITERATURE

Information System Success Theory

The Information System Success Theory was formulated by DeLone and McLean (2003) to explain the effectiveness of an information system based on its ability to generate benefits for the organization. Information systems play a role in producing useful information that serves as the basis for organizational decision-making (Agustina & Putra, 2023). According to DeLone and McLean (2003), system performance and the standard of information produced by an information system contribute to system usage and user satisfaction, thereby influencing both individual and organizational benefits. The Information System Success Theory serves as an appropriate theoretical framework for analyzing how the implementation of SIPD contributes to the standard of financial report information, taking into account the role of employee performance as a determinant of overall system success.

Local Government Information System

The local authorities is a system intended to facilitate encompasses regional development planning, regional finance, and the guidance and oversight of local government. Functionally, the Local Government Information System serves as a network for real-time data collection to supporting the planning of programs and activities as well as the evaluation of regional development in a rational. Based on the concept of Accounting Information Systems proposed by Susanto (2017), indicators of the Local Government Information System can be measured through several components, namely hardware, software, brainware, procedures, databases, and communication networks.

Good Corporate Governance

Good Corporate Governance (GCG) is a system, structure, and mechanism that administers and regulates the relationships between shareholders, administration the oversight board, and stakeholders in order to accomplish the company's objectives in a sustainable manner. Suwandi, Arifianti, and Rizal (2019) state that Good Corporate Governance is founded upon five fundamental principles, namely transparency, accountability, responsibility, independence, and fairness.

Quality of Government Financial Reports

the work accomplishments of civil servants in executing their duties and functions based on the responsibilities entrusted to them reliability and usefulness of the financial information presented in reports on the management of national or regional finances. High-quality financial statements lead to high-quality decisions (BPKAD Bekasi, 2020). The quality of financial statement information can be measured through several indicators that describe the characteristics of good financial information, as outlined by Yadiati & Mubarok (2017): relevance, reliability, understandability, and comparability.

Employee Performance

Employee performance is defined to level of quality and amount in executing they're of employees' work outcomes in undertaking their assigned task and fulfilling the obligations entrusted to them. The better employees perform their duties, the higher their effectiveness level (Nurani et al., 2013). Employee performance in the context of the governmental sector refers to the outcomes achieved by civil servants in performing their duties and performs functions in line with their assigned responsibilities. Salim and Woodward, as cited in Sudarmanto et al. (2021), state that public service performance can be measured through four main indicators: efficiency and effectiveness.

Conceptual Framework

Figure 1.
Conceptual Framework

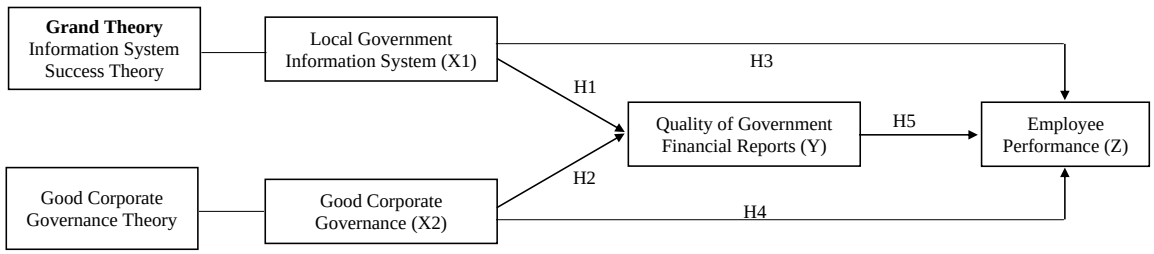

From the conceptual framework above, there are 5 hypotheses in this study:

H1 : Local government information system (X1) exerts a positive and significant impact on quality of government financial reports (Y)

H2 : Good corporate governance (X2) exerts a positive and significant impact on

quality of government financial reports (Y)

H3 : Local government information system (X1) exerts a positive and significant impact on Employee Performance (Z)

H4 : Good corporate governance (X2) exerts a positive and significant impact on Employee Performance (Z)

H5 : Quality of government financial reports (Y) exerts a positive and significant impact on Employee Performance (Z)

RESEARCH METHOD

This analysis adopted a quantitative research approach. According to Sugiyono (2023), quantitative research refers to grounded in a postpositivist approach, regarded as applied to investigate particular populations and samples, with the researcher functioning as the primary instrument in the research process. The population consists of 30 civil servants in the finance division of the Bandung Regency Public Works and Spatial Planning Agency who are involved in regional financial management using the *SIPD* system. This study employed a saturated sampling technique, whereby the whole population were included as research samples. According to Sugiyono (2023), the use of saturated sampling is appropriate when the size of the population is relatively small., making it possible to include the entire population without the need for random sampling.

The research relied on primary data obtained using a questionnaire-based survey data collection instrument designed with a Likert scale. The response options provided consisted of strongly agree (5), agree (4), slightly agree (3), disagree (2), and strongly disagree (1). After the data collection process was completed, the data were analyzed using IBM SPSS by conducting several statistical tests, particularly validity and reliability tests. This was followed by tests of classical assumptions, consisting of tests for normality, heteroscedasticity, and multicollinearity. The Classical Assumptions Test was conducted to produce valid, unbiased, efficient, and consistent regression estimates. The subsequent analysis was a path analysis consisting of two regression equation models. The first regression model aimed to analyze the influence of the Regional Government Information System and Good Corporate Governance on the Quality of Financial Statement Information. Next, the second regression model investigates the effect of the Regional Government Information System, Good Corporate Governance, and the Quality of Financial Statement Information on Employee Performance. The path analysis was conducted using a multiple linear regression model, which included a t-test, an F-test, and a coefficient of determination test.

The path diagrams for the two regression models used in this study are presented as follows:

Figure 2.
Research Model

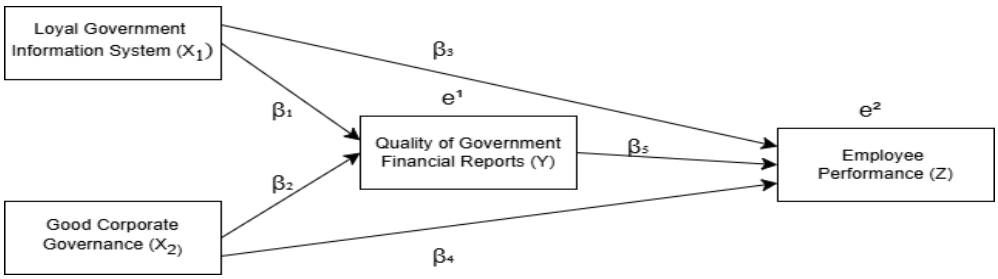

RESULTS AND DISCUSSION

Results of Descriptive Statistical Tests

Table 1.
Descriptive Statistics
Descriptive Statistics

Variable	N	Min	Max	Mean	Std. Deviation
X1	30	61	89	74.17	7.168
X2	30	48	75	63.20	7.559
Y	30	41	60	52.87	5.425
Z	30	19	30	25.73	3.205

Source: Data processed by the author, 2026

the table of statistical results presented above, it is evident that for the local government information system variable, the mean is 74.17 and the standard deviation is 7.168. For the good corporate governance variable, the mean is 63.20 and the standard deviation is 7.559. For the variable quality of local government financial reports, the mean is 52.87 and the standard deviation is 5.425. Finally, for the variable employee performance, the mean is 25.73 and the standard deviation is 3.205.

Results of Validity and Reliability Test

The r-table value in this study was 0.361. therefore, if the obtained Pearson correlation coefficient is higher than 0.361, the questionnaire is considered valid. If the Cronbach's Alpha value is greater than 0.70, the questionnaire is considered reliable.

Table 2.
Validity and Reliability

		Validity			Reliability	
Variable	Statement	Pearson Correlation	r-table	Decision	Cronbach's Alpha	Decision
X1	X1.1	0,645	0,361	Valid	0,878	Reliable
	X1.2	0,440	0,361	Valid		
	X1.3	0,732	0,361	Valid		
	X1.4	0,551	0,361	Valid		
	X1.5	0,599	0,361	Valid		
	X1.6	0,553	0,361	Valid		
	X1.7	0,836	0,361	Valid		
	X1.8	0,693	0,361	Valid		
	X1.9	0,748	0,361	Valid		
	X1.10	0,509	0,361	Valid		
	X1.11	0,371	0,361	Valid		
	X1.12	0,505	0,361	Valid		
	X1.13	0,579	0,361	Valid		
	X1.14	0,621	0,361	Valid		
	X1.15	0,666	0,361	Valid		
	X1.16	0,448	0,361	Valid		
	X1.17	0,510	0,361	Valid		
	X1.18	0,583	0,361	Valid		
X2	X2.1	0,740	0,361	Valid	0,943	Reliable
	X2.2	0,835	0,361	Valid		
	X2.3	0,813	0,361	Valid		

	X2.4	0,782	0,361	Valid		
	X2.5	0,771	0,361	Valid		
	X2.6	0,802	0,361	Valid		
	X2.7	0,622	0,361	Valid		
	X2.8	0,603	0,361	Valid		
	X2.9	0,784	0,361	Valid		
	X2.10	0,820	0,361	Valid		
	X2.11	0,809	0,361	Valid		
	X2.12	0,838	0,361	Valid		
	X2.13	0,511	0,361	Valid		
	X2.14	0,673	0,361	Valid		
	X2.15	0,861	0,361	Valid		
Y	Y.1	0,771	0,361	Valid	0,939	Reliable
	Y.2	0,706	0,361	Valid		
	Y.3	0,821	0,361	Valid		
	Y.4	0,773	0,361	Valid		
	Y.5	0,737	0,361	Valid		
	Y.6	0,819	0,361	Valid		
	Y.7	0,747	0,361	Valid		
	Y.8	0,694	0,361	Valid		
	Y.9	0,814	0,361	Valid		
	Y.10	0,821	0,361	Valid		
	Y.11	0,863	0,361	Valid		
	Y.12	0,743	0,361	Valid		
Z	Z.1	0,757	0,361	Valid	0,913	Reliable
	Z.2	0,769	0,361	Valid		
	Z.3	0,919	0,361	Valid		
	Z.4	0,917	0,361	Valid		
	Z.5	0,874	0,361	Valid		
	Z.6	0,768	0,361	Valid		

Source: Data processed by the author, 2026

This result indicates that Pearson correlation coefficients for all questionnaire items surpassed critical r-table value of 0.361. Accordingly, data collection instruments items employed in this anliys can be considered valid. Furthermore, since the Cronbach's Alpha coefficients across all variables were found to be greater than 0.70, all questionnaire statements are deemed to possess satisfactory reliability.

Result of Normality Test

Data normality was examined through the **Kolmogorov–Smirnov test**, with a significance above **0.05** serving as criterion for a normal distribution.

Table 3.
Normality Test

Regression Model	Asymp. Sig. (2-tailed)	Interpretation
Regression Model 1	0.200[c.d]	**Normal**
Regression Model 2	0.200[c.d]	**Normal**

Source: Data processed by the author, 2026

Significance values for both regression models are 0.200 > 0.05. These values satisfy the assumptions of the Kolmogorov-Smirnov normality test. The two regression models normally distributed.

Result of Multicollinearity Test

Multicollinearity is generally considered absent, tolerance score is 0.10 and the VIF value remains below 10. The fulfillment of these criteria indicates nothing indication of multicollinearity among the variables examined.

Table 4.
Multicollinearity Test

Regression Model	Variable	Tolerance	VIF
Regression Model 1	X1	0.310	3.224
	X2	0.310	3.224
Regression Model 2	X1	0.254	3.997
	X2	0.171	5.853
	Y	0.151	6.617

Source: Data processed by the author, 2026

The multicollinearity test showed that the tolerance statistics 0.10, while the VIF values were less than 10. Therefore, accordingly suggesting independent variables are free from multicollinearity. included examined in this analysis.

Result of Heteroskedasticity Test

The assessment of heteroscedasticity in this research employed the Glejser test, with the criterion that the model is regarded as not exhibiting heteroscedasticity if the resulting significance level is at least 0.05 (≥ 0.05).

Table 5.
Heteroskedasticity Test

Regression Model	Variable	Sig.
Regression Model 1	X1	0.631
	X2	0.878
Regression Model 2	X1	0.852
	X2	0.123
	Y	0.233

Source: Data processed by the author, 2026

Observation shown reveal all Sig. values surpass 0.05, suggesting research data do not exhibit symptoms of heteroscedasticity.

Path Analysis

Regression Model 1

Table 6.
Multiple Linear Regression Analysis

Coefficients[a]

Model		Unstandardized Coefficients		Standardized Coefficients		
		B	Std. Error	Beta	t	Sig.
1	(Constant)	5.846	4.221		1.385	0.177
	X1	0.249	0.102	0.328	2.445	0.021
	X2	0 .452	0 .096	0.630	4.692	0.000

Source: Data processed by the author, 2026

Accordingly, to multiple linear regression equation way by data in the table:

$$Y= 5{,}846 + 0{,}328X1 + 0{,}630X2 + e^{1}$$

This equation quantitatively articulates the relationship between local government information system, good corporate governance, the role of the Local Government Information System.

Result of T-Test

Table 7.
T-Test

Coefficients[a]

Model		Unstandardized Coefficients		Standardized Coefficients		
		B	Std. Error	Beta	t	Sig.
1	(Constant)	5.846	4.221		1.385	0.177
	X1	0.249	0.102	0.328	2.445	0.021
	X2	0 .452	0 .096	0.630	4.692	0.000

Source: Data processed by the author, 2026

The critical t-value in this study was 2.052, calculated using df = n − k − 1. The t-test results indicate that the local government information system (X1) significantly influences the quality of local government financial reports (Y) (t = 2.445 > 2.052; Sig. = 0.021), supporting H1. Similarly, good corporate governance (X2) significantly influences the quality of local government financial reports (Y) (t = 4.692 > 2.052; Sig. = 0.021). Therefore, H2 is accepted.

Result of F-Test

Table 8.
F-Test

ANOVA[a]

Model		Sum of Squares	Df	Mean Square	F	Sig.
1	Regression	724.494	2	362.247	75.835	0.000[b]
	Residual	128.972	27	4.777		
	Total	853.467	29			

Source: Data processed by the author, 2026

Model 1 F-test this research, it was the Sig. was 0.000 < 0.05. the results indicate that the independent variable examined in this study, namely the local government information system (X1) and good corporate governance (X2), jointly exert an exerts a statistically a significant relationship with the dependent variable, namely the quality of local government financial statements (Y).

Result of Coefficient Determination

Table 9.
Coefficient Determination

Model Summary

Model	*R*	*R Square*	*Adjusted R Square*	*Std. Error of the Estimate*

1	0.921[a]	0.849	0.838	2.186

Source: Data processed by the author, 2026

R square score is 0.849. The result indicates the local government information system variable (X1) and the good corporate governance variable (X2) can explain 84.9% of the variation in the quality of information contained in local government financial reports (Y) Meanwhile, the other 15.1% based on factors beyond the variables. After obtaining the R^2 value from the coefficient of determination table above, residual coefficient (e1) can then be calculated to complete the path analysis in the regression model using the following formula:

$$e^1 = \sqrt{(1 - R\ Square)}$$
$$e^1 = \sqrt{(1 - 0{,}849)}$$
$$e^1 = \sqrt{0{,}151}$$
$$e^1 = 0{,}388$$

Path Diagram of Regression Model 1

Figure 3.
Path Diagram of Regression Model 1

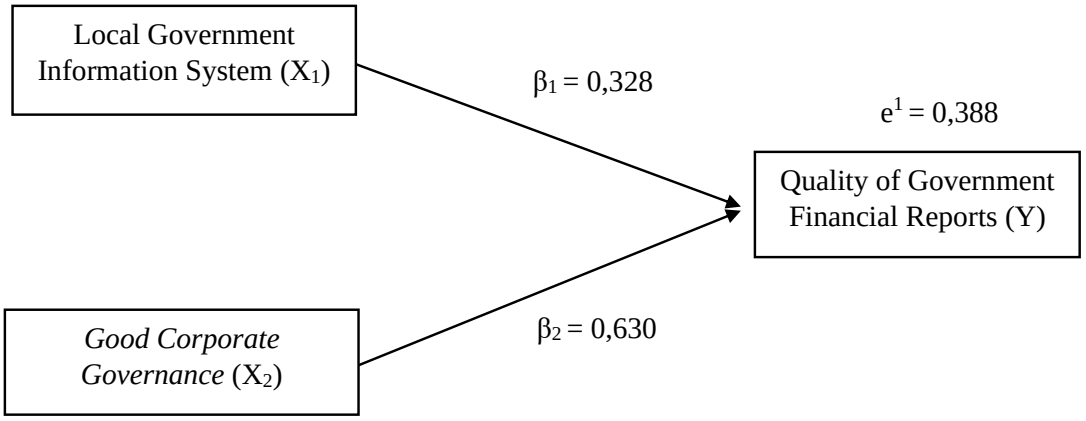

Regression Model 2

Table 10.
Multiple Linear Regression Analysis

Coefficients[a]

Model		Unstandardized Coefficients		Standardized Coefficients		
		B	Std. Error	Beta	t	Sig.
1	(Constant)	4.928	0.803		6.136	0.000
	X1	0.009	0.021	0.020	0.423	0.676
	X2	0.054	0.024	0.127	2.252	0.033
	Y	0.528	0.035	0.894	14.923	0.000

Source: Data processed by the author, 2026

his leads to a multiple linear regression equation way by data in the table:

$$Y = 4{,}928 + 0{,}020X1 + 0{,}127X2 + 0{,}894Y + e^2$$

This equation quantitatively articulates the relationship between local government information system, good corporate governance, the quality of information presented in local government financial reports and employees' job performance.

Result of T-Test

Table 11.
T-Test

Coefficients[a]

Model		Unstandardized Coefficients		Standardized Coefficients		
		B	Std. Error	Beta	t	Sig.
1	(Constant)	4.928	0.803		6.136	0.000
	X1	0.009	0.021	0.020	0.423	0.676
	X2	0.054	0.024	0.127	2.252	0.033
	Y	0.528	0.035	0.894	14.923	0.000

Source: Data processed by the author, 2026

Based on the t-test results of Regression Model 2, the local government information system (X1) obtained a t-value of 0.423, which is lower than the critical value of 2.056, with a significance level of 0.676. This indicates that X1 has no partial effect on employee performance (Z); therefore, H3 is rejected. In contrast, good corporate governance (X2) produced a t-value of 2.252 (> 2.056) with a significance level of 0.033, indicating a partial effect on employee performance (Z). Thus, H4 is accepted. Likewise, the quality of financial statement information (Y) yielded a t-value of 14.923 (> 2.056) and a significance level of 0.000, confirming its partial efect on employee performance (Z). Accordingly, H5 is accepted.

Result of F-Test

Table 12.
F-Test

ANOVA[a]

Model		Sum of Squares	df	Mean Square	F	Sig.
1	Regression	293.670	3	97.890	606.454	0.000
	Residual	4.197	26	0.161		
	Total	297.867	29			

Source: Data processed by the author, 2026

statistical show that significance score obtained is 0.000, which is > 0.05. The local government information system variable (X1), good corporate governance variable (X2), and the quality of local financial reports variable (Y) simultaneously I**mplication** employee performance (Z).

Result of Coefficient Determination

Table 13.
Coefficient Determination

Model Summary

Model	*R*	*R Square*	*Adjusted R Square*	*Std. Error of the Estimate*
1	0.993[a]	0.986	0.984	0.402

Source: Data processed by the author, 2026

R-squared (R^2) 0.986. This finding demonstrates the local government variable (X1), corporate governance variable (X2), and the quality of local financial report information

variable (Y) collectively account for 98.6% of the variance in employee performance (Z). Meanwhile **The portion of variation amounting to 1.4%** in employee performance is attributable **to external factors that were not accounted** in the scope of this analysis. Following the determination the R^2 value from the coefficient of determination table, the residual coefficient (e^2) was subsequently calculated to complete the path analysis within the regression model using the following equation.:

$$e^2 = \sqrt{(1 - R\ Square)}$$
$$e^2 = \sqrt{(1 - 0{,}986)}$$
$$e^2 = \sqrt{0{,}014}$$
$$e^2 = 0{,}118$$

Path Diagram Regression Model 2

Figure 4.
Path Diagram of Regression Model 2

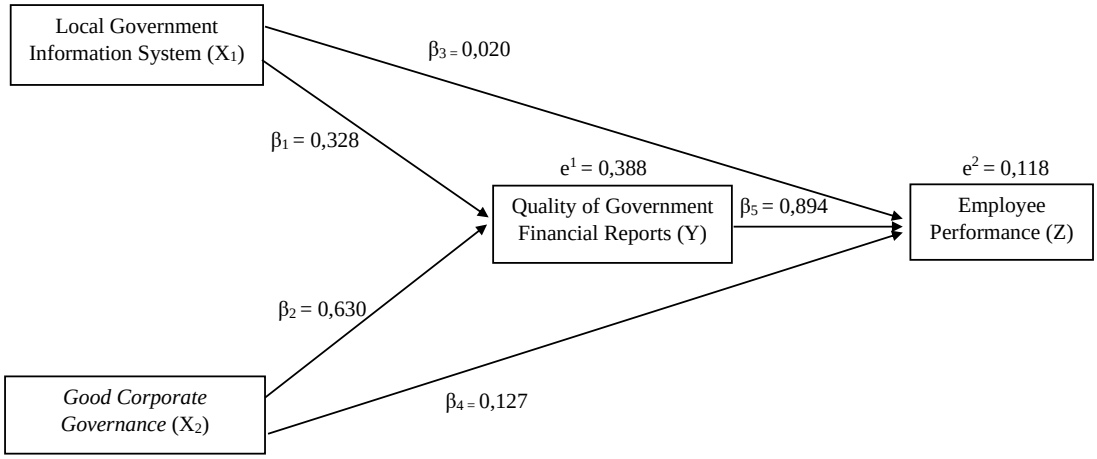

Direct Effect

Table 14.
Direct Effect

Path	Hypotesis	B Value	Sig.	Interpretation
X_1 — Y	H1: Local Government Information Systems Have a Positive Impact on the Quality of Financial Report Information	β_1 0.328	0.021	**Accepted**
X_2 — Y	H2: Good Corporate Governance positively influences the quality of financial statement information	β_2 0.630	0.000	**Accepted**
X_1 — Z	H3: Local Government Information Systems Have a Positive Impact on Employee Performance	β_3 0.020	0.676	**Rejected**
X_2 — Z	H4: Good Corporate Governance **Positively influences** Employee Performance	β_4 0.127	0.033	**Accepted**
Y — Z	H5: the informational quality in financial statements has a positive	β_5 0.894	0.000	**Accepted**

	effect on employee performance

Source: Data processed by the author, 2026

Indirect Effect

Table 15.
Indirect Effect

Path	Variable	Calculation	B Value
X_1 — Z	The Indirect Effect of Local Government Information System Variables on Employee Performance	$(\beta_1 \times \beta_5)$ (0,328 x 0,894)	0,293
X_2 — Z	The mediating impact of Good Corporate Governance on Employee Performance	$(\beta_2 \times \beta_5)$ (0,630 x 0,894)	0,563

Source: Data processed by the author, 2026

Discussion

Referring the hypothesis testing, the Local Government Information System (SIPD) was found to positively and significantly affect the quality of information contained in financial reports. These results indicate that the better an increase in the utilization of SIPD in local financial management is associated with improvements in the quality of financial report information produced. An integrated system enables the recording, processing, and reporting of financial data to be carried out more quickly, accurately, and consistently, thereby producing relevant and reliable information. These findings suggest with the research by Paat and Saleh (2023), that the implementation of SIPD contributes to improving the quality of financial reporting by ensuring the availability of accurate and timely information. Furthermore, the outcomes of this research provide empirical support for the Information System Success Theory (DeLone & McLean, 2003), which explains that a high-quality information system produces high-quality information and provides benefits to the organization. Thus, the more optimally SIPD is implemented, improvements in the quality of financial reports information produced.

Local Government Information System (SIPD) has not exerted. These results indicate to existence and implementation of SIPD have not yet been able to directly influence improvements in employee performance within the Bandung Regency Government. In other words, improvements in the quality of SIPD implementation are not always accompanied by improvements in employee performance in accomplishing the responsibilities assigned to them. This is because, in practice, employees use SIPD solely as a means of fulfilling administrative obligations, so the system's benefits for enhancing work productivity have not yet been fully realized. These results differ from the 2023 study by Dewi Hur and her team, which stated that the implementation of SIPD can improve efficiency in local financial management. However, the findings obtained in this study are consistent with the explanation proposed by Amaruddin et al. (2025), who noted that the effectiveness of SIPD heavily depends on employees' capabilities and the readiness of organizational procedures; thus, the implementation of the system does not necessarily directly improve employee performanceThese findings support the Information System Success Theory, which emphasizes that the value and benefits derived from an information system are influenced by the effectiveness of its utilization by users In this study, SIPD still functions merely as an administrative tool; therefore, improvements in employee performance are also influenced by user competence and capability.

Good Corporate Governance (GCG) has an enhancing and statistically meaningful impact on the reliability of financial statement information. The application of the principle of transparency ensures that financial information is presented openly and is easily accessible to stakeholders. Meanwhile, the principle of accountability ensures that all financial management activities are carried out in accordance with applicable regulations. Such practices contribute to improving financial reporting by making it more relevant, reliable, understandable, and timely.

Good Corporate Governance (GCG) also significantly improves employee performance. The results indicate that stronger adherence to Good Corporate Governance principles within local government organizations is associated with higher levels of employee performance. Conversely, if these principles are not implemented effectively, employee performance may also decline. This finding is consistent with the study conducted by Krisnatalia and colleagues (2024), which reported that implementing the principles of transparency, accountability, and responsibility contributes to more reliable and higher-standard financial reporting.

The information presented in financial reports was found to have a statistically meaningful effect on employee performance. The results further indicate that the better the financial statement information produced, the higher the level of employee performance in carrying out assigned tasks and responsibilities. Conversely, when the standard of financial reporting declines, employee work performance may also decrease. This finding is consistent with previous research by Pradipta and Hendaris (2025), who state that high-quality financial information aids in effective financial management and helps employees perform their duties well. These results are also supported by Yadiati and Mubarok (2017), who assert that financial statements that are relevant, reliable, and easy to understand help organizations make better decisions. These findings support the theory of information system success, which explains that the quality of information provides benefits to both individuals and organizations. ThereforeImproved the standard of information quality reflected in financial statements tends to enhance employees' performance in executing their assigned tasks and responsibilities.

CONCLUSION

The findings of this research demonstrate local government information system variable exerts a statistically significant influence on the quality of information contained in local government financial reports when examined individually. Similarly, good corporate governance was found to have a significant beneficial influence on the quality of information in local government financial reporting. In contrast, the local government information system variable did not exhibit a statistically significant influence on employee performance when examined individually. Conversely, good corporate governance was found to significantly enhance employee performance under partial analysis. Moreover, the quality of financial report information was also found to significantly improve employee performance based on partial analysis**.**

REFERENCES

Agustina, N., & Putra, V. D. C. (2023). Pengaruh kualitas sistem informasi dan kualitas pelayanan terhadap kepuasan pelanggan (Studi kasus pada BPJS Kesehatan Kantor

Cabang Soreang). *Community Development Journal, 4*(2), 4578–4584. https://doi.org/10.31004/cdj.v4i2.16031

Amaruddin, A. A., Rasmuin, & Rahmawati. (2025). Implementing of the local government information system policy in financial report preparation for local government units: A case study in Baubau City. *Ilomata International Journal of Social Science, 6*(1), 297–309. https://doi.org/10.61194/ijss.v6i1.1482

BPKAD Kota Bekasi. (2020). *Peran laporan keuangan pemerintah daerah dalam pengambilan kebijakan desentralisasi fiskal*. https://bpkad.bekasikota.go.id

DeLone, W. H., & McLean, E. R. (2003). The DeLone and McLean model of information systems success: A ten-year update. *Journal of Management Information Systems, 19*(4), 9–30. https://doi.org/10.1080/07421222.2003.11045748

Dzaky, V. C. P. (2014). Peran audit internal dalam upaya mewujudkan *good corporate governance* (Studi pada Perusahaan Daerah Air Minum (PDAM) Tirtawening Kota Bandung). Skripsi sarjana, Universitas Widyatama.

Fitriani, L., & Solikhin, A. (2025). Pengaruh implementasi sistem informasi pemerintah daerah terhadap pengelolaan keuangan daerah. *Jurnal Manajemen Terapan dan Keuangan, 13*(5), 1548–1561. https://doi.org/10.22437/jmk.v13i05.32328

Inayati, Arifuddin, & Amiruddin. (2024). Pengaruh good government governance dan sistem informasi terhadap kualitas laporan keuangan. *J-CEKI, 3*(5), 3836–3852. https://doi.org/10.56799/jceki.v3i5.4840

Krisanatalia, S., Widagdo, S., & Ilmi, M. (2024). Pengaruh good governance terhadap kualitas laporan keuangan. *AKUA, 3*(2), 96–102. https://doi.org/10.54259/akua.v3i2.2672

Madany, A. L., & Maryani, N. (2025). Analisis implementasi sistem informasi pemerintah daerah di lingkungan Pemerintah Kota Bandung. *Transekonomika: Akuntansi, Bisnis dan Keuangan, 5*(2). https://doi.org/10.55047/transekonomika.v5i2.887

Nurani, H., Dwiana, E., & Eti, E. (2013). Pengaruh kepemimpinan, motivasi usaha dan penggunaan informasi terhadap kinerja pengambilan keputusan dan dampaknya terhadap kinerja perusahaan (Survey pada UMKM di Cimahi). *Sosiohumaniora, 15*(3), 261–271. https://doi.org/10.24198/sosiohumaniora.v15i1.5751

Paat, F. F., & Saleh, S. A. (2023). Pengaruh penerapan SIPD terhadap kualitas laporan keuangan. *Indonesian Accounting Research Journal, 4*(1), 1–8. https://doi.org/10.35313/iarj.v4i1.5190

Pradipta, T., & Hendaris, R. B. (2025). Pengaruh penerapan sistem informasi akuntansi dan sistem pengendalian internal terhadap kualitas laporan keuangan pada Pemerintah Provinsi Jawa Barat. *COSTING: Journal of Economic, Business and Accounting, 8*(2), 1847–1859. https://doi.org/10.31539/coasting.v8i1.14024

Sugiyono. (2023). *Metode penelitian kuantitatif, kualitatif, dan R&D*. Alfabeta.

Sudarmanto, E., et al. (2021). *Good corporate governance (GCG)*. Yayasan Kita Menulis.

Susanto, A. (2017). *Sistem informasi akuntansi: Pemahaman konsep secara terpadu*. Bandung: Lingga Jaya.

Yadiati, P. D. H. W., & Mubarok, A. (2017). *Kualitas pelapor keuangan: Kajian teoretis dan empiris*. Prenada Media.